

AT HOME
IN A MISSILE SILO

ONE-SKILLET
DINNERS

FRITO PIE:
A TEXAS ORIGINAL

Texas Coop Power

FOR ELECTRIC COOPERATIVE MEMBERS

SEPTEMBER 2025

Reining in the Parks

Hitting the trails
on horseback
is the way to go



State of Texas

MONTHLY AVERAGE¹

\$57

for Geothermal Heating & Cooling



BREAKING GROUND ON GROUND BREAKING HOMES

You may not realize it, but the homes you build are sitting on a **free and renewable supply of energy**. WaterFurnace geothermal systems tap into the stored solar energy underground to provide savings up to 70% on heating, cooling, and hot water. In fact, the average WaterFurnace owner in Texas pays **only \$57 per month to heat and cool their homes**. WaterFurnace units not only save more money than any ordinary HVAC systems, but also **last 40% longer**, are quieter thanks to no outdoor equipment, and require less maintenance—which all contribute to higher satisfaction levels from your clients.

Contact our **WaterFurnace Concierges Team** at waterfurnace.com/TexasPower to learn more today.



Scan to learn more about the benefits of switching to geothermal.



WaterFurnace is a registered trademark of WaterFurnace International, Inc.
1. 14.5¢ kWh – 2024 Indiana's Annual Electricity Rate Average
ela.gov/opendata/qb.php?category=1012 | Actual data powered by Symphony

September 2025



10

06 Mounts in the Hills

Equestrian trails maintained by volunteers offer a stunning way to take in Texas.

By Anna Mazurek
Photo by Dave Shafer

Counting Down

Missile silo owners are fighting rust and ruin to preserve and repurpose subterranean Cold War relics.

By Samantha Bryant
Photos by Eric W. Pohl

04

Currents
The latest buzz

05

TCP Talk
Readers respond

16

Co-op News
Information plus energy and safety tips from your cooperative

25

Footnotes in Texas History
It's in the Bag
By W.F. Strong

26

TCP Kitchen
One-Skillet Dinners
By Vianney Rodriguez

30

Hit the Road
Saga on the San Saba
By Chet Garner

33

Focus on Texas
Photo Contest: Off-Road Adventures

34

Observations
Ebb and Flow
By Martha Deeringer

ON THE COVER

Mary Apple-Williams leads the way on a trail ride at soon-to-open Palo Pinto Mountains State Park.

Photo by Dave Shafer

ABOVE

Bruce Townsley at the launch control panel of his 1960s missile silo south of Abilene.

Photo by Eric W. Pohl



Pluck the Perfect Book

DO YOU LOVE being cooped up with a good book?

Central Texas author A.A. Davenport's *A Chicken Was There* collection aims to entertain while imparting history along the way—a perfect escape for National Read a Book Day on September 6.

Through the eyes of chickens, Davenport, a Bluebonnet Electric Cooperative member, takes readers to colonial America, the Civil War, Wild West and more.

“I was watching a movie with my husband. He really likes Westerns, and I noticed that there were chickens everywhere—in town, out on the homestead, at the stagecoach station,” says Davenport, a former English teacher at Smithville Junior High School. “That’s when I thought that the chickens have been eyewitnesses to a lot of historical events.”

Her sixth book in the series came out in July.



A Pioneer in Academia

June Brewer made history in 1950 when she became one of the first African American women to apply and be admitted to graduate school at the University of Texas.

Brewer, born 100 years ago this month in Austin, got her bachelor’s degree at the college now known as Huston-Tillotson University. After getting her doctorate from UT, she taught English for 35 years at what was then Huston-Tillotson College.

TCP Contests and More

ENTER CONTESTS AT
TEXASCOOPPOWER.COM



\$500 RECIPE CONTEST
Cheesecake

FOCUS ON TEXAS PHOTOS
Snakes Alive!

RECOMMENDED READING

Revisit our September 2005 issue to see how our Best of Co-op Country picks stand up to the test of time. Read it at TexasCoopPower.com.



FINISH THIS SENTENCE

My favorite football team is ...

TCP Tell us how you would finish that sentence. Email your short responses to letters@TexasCoopPower.com or comment on our Facebook post. Include your co-op and town.

Here are some of the responses to our July prompt: **My favorite Fourth of July was ...**

The bicentennial celebration in 1976, with the huge regatta of tall ships in New York Harbor and the massive fireworks show over Lady Liberty.

STUART BERKOWITZ
PEDERNALES EC
MANCHACA

When my city relatives visited our farm, and for the first time I tasted soda pop and saw fireworks.

LORETTA BEDFORD
DEEP EAST TEXAS EC
SAN AUGUSTINE

When I came back from Vietnam in 1970.

LIONEL ROACH
CENTRAL TEXAS EC
BLUFFTON

When my husband and I had our first date and first kiss.

ELLEN HOLDCROFT
WOOD COUNTY EC
QUITMAN

Visit our website to see more responses.



JULY 2025 A Century of the Simon

“I grew up in the late 1950s, early ’60s spending Saturday afternoons at the Simon Theatre. Kids got money for the show and maybe popcorn and a soda.”

TED KEMPER
SAN BERNARD EC
BELLVILLE

Dressed for the Theater

When I was a student at Blinn Junior College in Brenham in 1977, I attended my first viewing of *The Rocky Horror Picture Show* at the Simon Theatre [A Century of the Simon, July 2025].

A friend and I were driving by one night and saw a long line of people dressed in what is now common garb for the RHPS experience. Back then it was quite a shock to see some of my dormmates in that line wearing fishnet stockings and bustiers.

William Culver III
Farmers EC
Murphy

Rodgers’ Influence

Jimmie Rodgers did not sell more records—10 million—than any other RCA Victor artist before Elvis Presley [*The Fast Track*, July 2025].

In a 10-year period before Presley’s first release, Perry Como sold more



than 30 million records for RCA Victor.

Coy Prather
Trinity Valley EC
Montalba

EDITOR’S NOTE You’re correct, and we’ll regret this mistake “till the end of time.” We have fixed the story online.

I wonder if the author is familiar with Bill Monroe, the Father of Bluegrass Music. Monroe played, sang and recorded many of Jimmie Rodgers’ songs back in the mid-to-late 1920s, 1930s and very possibly into the 1940s.

Rodgers very likely influenced Monroe into occasionally adding yodeling to his own music.

Mike Adams
San Bernard EC
Magnolia

Family Love

Stepping Up [May 2025] brought tears to my eyes. As a stepparent, I related to this story. DNA isn’t what matters in a blended family—it’s the love.

Rosie Strode
Tri-County EC
Parker County

TCP WRITE TO US
letters@TexasCoopPower.com

Editor, Texas Co-op Power
1122 Colorado St., 24th Floor
Austin, TX 78701

Please include your electric co-op and town. Letters may be edited for clarity and length.

Facebook Instagram Twitter YouTube Pinterest Texas Co-op Power

TEXAS ELECTRIC COOPERATIVES BOARD OF DIRECTORS

Chair Bryan Wood, San Augustine
Vice Chair Cameron Smallwood, Burleson
Secretary-Treasurer Jim Coleman, Edna
Board Members Matt Bentke, Bastrop
Kerry Kelton, Navasota • Mark McClain, Roby • Zac Perkins, Hooker, Oklahoma

PRESIDENT/CEO Mike Williams, Austin

COMMUNICATIONS & MEMBER SERVICES COMMITTEE

Mike Ables, Bellville • Kathi Calvert, Crockett
Marty Haught, Burleson • Tachi Hinojosa, Fredericksburg • Gary Miller, Bryan
Zac Perkins, Hooker, Oklahoma • Bryan Story, Blossom • Buff Whitten, Eldorado

MAGAZINE STAFF

Vice President, Communications & Member Services Martin Bevin
Editor Chris Burrows
Associate Editor Tom Widlowski
Production Manager Karen Nejtek
Creative Manager Andy Doughty
Advertising Manager Elaine Sproull
Communications Specialist Samantha Bryant
Digital Media Specialist Caytlyn Calhoun
Senior Designer Stacy Coale
Assistant Production Manager Alex Dal Santo
Print Production Specialist Grace Fultz
Food Editor Vianney Rodriguez
Communications Specialist Erin Sinclair
Communications Specialist Claire Stevens
Communications Specialist Kelly Tran
Proofreader Suzanne Featherston

TEXAS CO-OP POWER Volume 82, Number 3 (USPS 540-560). Texas Co-op Power is published monthly by Texas Electric Cooperatives. Periodical postage paid at Austin, TX, and at additional offices. TEC is the statewide association representing 76 electric cooperatives. Texas Co-op Power’s website is TexasCoopPower.com. Call (512) 454-0311 or email editor@TexasCoopPower.com.

SUBSCRIPTIONS Subscription price is \$5.11 per year for individual members of subscribing cooperatives and is paid from equity accruing to the member. If you are not a member of a subscribing cooperative, you can purchase an annual subscription at the nonmember rate of \$7.50.

Co-op members: Please notify your co-op of address changes or other subscription requests.

POSTMASTER Send address changes to Texas Co-op Power (USPS 540-560), 1122 Colorado St., 24th Floor, Austin, TX 78701. Please enclose label from this copy of Texas Co-op Power showing old address and key numbers.

ADVERTISING Contact Elaine Sproull at (512) 486-6251 or esproull@texas-ec.org for information about purchasing display ad space in Texas Co-op Power and/or in our 26 sister publications in other states. Advertisements in Texas Co-op Power are paid solicitations. The publisher neither endorses nor guarantees in any manner any product or company included in this publication.

COPYRIGHT All content © 2025 Texas Electric Cooperatives Inc. All rights reserved. Reproduction of this issue or any portion of it is expressly prohibited without written permission. Willie Wired-hand © 2025 National Rural Electric Cooperative Association.



SIMON THEATRE: NATALIE LANGE | COURTESY THE BARNHILL CENTER AT HISTORIC SIMON THEATRE. JIMMIE RODGERS: COURTESY JIMMIE RODGERS LEGACY



Mounts in the Hills

Equestrian trails maintained by volunteers offer a stunning way to take in Texas

BY ANNA MAZUREK
PHOTO BY DAVE SHAFER
ILLUSTRATIONS BY RYAN O'ROURKE

Mary Apple-Williams was riding her retired ranch horse, Slick, on the equestrian trails at Benbrook Lake south of Fort Worth in April 2016 when she noticed sections of two trails were closed due to storm damage.

After talking with a park ranger, she discovered the nonprofit Texas Equestrian Trail Riders Association helped maintain the trails. She immediately joined the organization, reached out to her region's manager and led efforts to reopen the trails, which are now maintained by TETRA continually.

For her and many others who find great joy in trail riding, this is important work.



From right, Mary Apple-Williams on Cutter, Brenda Laing on Sunshine, Staci Barnes on Shadow and Matt Barnes on Lily depart the equine campground at Palo Pinto Mountains State Park in North Texas. The park is expected to open in 2026.

“For equestrians, riding is more than a hobby; it’s a profound connection with nature,” Apple-Williams says. “From the fragrance of spring blooms to the thrill of mountain trails, every ride is a celebration of the natural world.”

Apple-Williams, who went on to serve as TETRA president from 2022 to 2024, says the nonprofit’s goal is to develop and maintain riding trails across the state.

“We’re a voice for equestrians in the state of Texas, and that is needed so much more today than it has been in the past,” Apple-Williams says.

TETRA members and volunteers maintain more than three dozen trails, including some at Army Corps of Engineers lakes and many at state parks, through fundraising rides and scheduled workdays during the spring and fall. Volunteers put in a combined 800–1,000 hours a year doing trail maintenance, Apple-Williams says.

At Caprock Canyons State Park and Trailway in the

Panhandle, TETRA helped prevent a section of the trail built along a former railroad from being shut down in May 2022. That’s despite the group’s aging and dwindling membership, declining from 2,000 members when it was founded in 1997 to fewer than 300 statewide today.

“We were out there replacing boards off of the railroad trestle, and that was hard work,” Apple-Williams says. “When you look at our volunteers, the average volunteer age of our organization—we’re not spring chickens anymore.”

Many state parks and other natural areas are supported by nonprofit organizations founded by volunteers, including TETRA members, who enjoy using and maintaining the outdoor spaces. “We support those groups with labor, expenses [and] grants,” Apple-Williams says. “We’ll do a benefit ride out there where any funds we collect ... we turn back into that group to help maintain that park.”

Since equestrian trails are often multiuse trails, TETRA’s restoration efforts also benefit hikers and mountain bikers at state parks, where attendance has topped 9 million each year since 2021, according to the Texas Parks and Wildlife Department.

Apple-Williams is now a manager for TETRA’s Region 4, which encompasses a section of North Texas that includes the soon-to-open Palo Pinto Mountains State Park. To assist construction

efforts, TETRA held trail rides at the site in 2017 and 2018 and donated proceeds to the park’s nonprofit, Palo Pinto Mountains State Park Partners, which advocated for trail riders during the park design process.

In November 2024, she volunteered at an on-site workday.

“To me, that day wasn’t a workday but a preview of what riders would experience for years to come—beautiful streams, winding trails through large boulders [and] high plateaus where you can see for miles,” she says.

If you ask Apple-Williams about her favorite place to ride in Texas, she can’t pick one because there are too many amazing and diverse trails.

“I think the best place to ride is Texas,” she says. ■



Ready to ride?
Turn the page to explore five state parks that are top picks among trail riders.

Across the Lone Star State, there are 19 equestrian trails in state parks (all of which require proof of a current Coggins test, which screens for potentially fatal equine infectious anemia). These are some of trail riders' favorites.



Palo Pinto Mountains State Park

Tucked halfway between Abilene and Fort Worth,

Palo Pinto Mountains State Park will be Texas' first new state park in 17 years when it opens. The Texas Parks and Wildlife Department has not set an opening date. The park will comprise nearly 5,000 acres of former ranchland with a rugged landscape of scenic plateaus, sheltered canyons and crisscrossing waterways, including Palo Pinto Creek near the northern boundary. The 90-acre Tucker Lake will be the park's star attraction for fishing, boating, swimming and birding, and there will be several multiuse trails, including 11 miles of equestrian trails with substantial trailhead parking for trail riders. Each of the 10 equestrian campsites will be equipped with a two-horse corral, water and electrical hookups.



Caprock Canyon State Park and Trailway

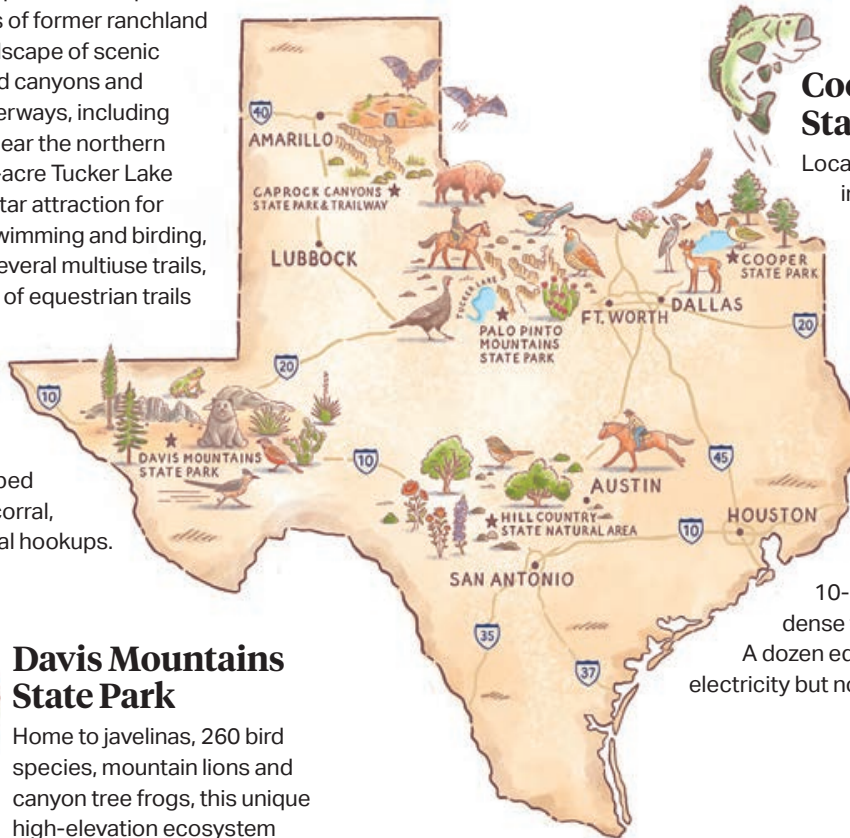
Home to the Texas State Bison Herd, this 15,000-acre park has 90 miles of trails, including the equestrian-friendly 64-mile-long multiuse trailway built on a former freight

and passenger railway that operated from the early 1920s until 1989. The trailway has a variety of access points and passes through Clarity Tunnel, home to a half-million Mexican free-tailed bats. The Panhandle park also has a dozen primitive equestrian campsites with two corrals each.



Cooper State Park

Located on Jim Chapman Lake in northeast Texas, this park is an angler's paradise with an abundance of water activities and trails to explore. The park consists of two areas—the northern Doctor's Creek Unit and the equestrian-friendly South Sulphur Unit on the southern shore. The challenging Buggy Whip Equestrian Trail is a 10-mile adventure through dense forests and creek ravines. A dozen equestrian campsites have electricity but no stables.



Davis Mountains State Park

Home to javelinas, 260 bird species, mountain lions and canyon tree frogs, this unique high-elevation ecosystem at the base of the Davis Mountains was formed 25

million–30 million years ago by volcanic eruptions. This volcanic activity is responsible for the West Texas park's most unique formations, Frazier's Canyon, Sleeping Lion and Barrel Springs. Trail riders can explore the stunning landscape on 11 miles of trails that meander from 4,900 to 5,700 feet with scenic overlooks in the Limpia Canyon area. There are six primitive equestrian campsites.



Hill Country State Natural Area

At this former ranch northwest of San Antonio, 40 miles of shared-use equestrian trails cover terrain that includes flat, broad prairies and steep, rocky canyons. The park's extensive equestrian facilities include a day-use area near the headquarters with a water trough, hitching posts and a flush toilet. Overnight equestrian accommodations include six primitive campsites with pens, a group camp that has a barn with stalls for nine horses, and a 1930s ranch house that sleeps 12 humans and has stalls for five horses.



Explore New England with the Leader in U.S. Cruising

Immerse yourself in the sights, sounds, and tastes of New England. From quaint island villages to the breathtaking beauty of the coastline, summer in New England is a truly delightful experience. Discover the region's rich maritime heritage, savor a traditional Lobsterbake, and marvel at grand mansions of the Gilded Age. Return to the comfort of your onboard sanctuary and bask in the warm camaraderie of fellow guests and crew.

Your Grand New England Cruise Includes:

- ★ 15-days/14-nights on board the ship
- ★ An exploration of 15 ports of call, with guided excursion options at each
- ★ All onboard meals and our signature evening cocktail hour
- ★ Full enrichment package with guest speakers and nightly entertainment
- ★ All tips and gratuities



Call today

800-459-2596

to request a
free Cruise Guide

Small Ship Cruising Done Perfectly®



COUNTING DOWN

Missile silo owners are fighting rust and ruin to preserve and repurpose subterranean Cold War relics

BRUCE TOWNSLEY'S FAVORITE place to visit in Japan is Ryoanji Temple Rock Garden in Kyoto. The enigmatic garden has 15 stones, but only 14 are visible to the viewer, no matter where they stand. One side of the garden is arid and stark, but walk around a corner and there's lush greenery.

It's the unexpected that gets him.

So it's little wonder that Townsley's home in Oplin, south of Abilene, is an illusion all its own. Drive onto his property, and you'll see a few small buildings and a Quonset hut. But that's the tip of the iceberg—one that descends 18 stories into the ground.

For the past 25 years, Townsley has lived underground in the two-story launch control center of a decommissioned missile silo. A relic of the Cold War, the 185-foot silo is one of 12 near Dyess Air Force Base that once housed nuclear-tipped intercontinental ballistic missiles meant to deter the Soviet Union from using their own.

The Atlas F missile sites roughly encircle Abilene like points on a clock face, a silently ticking time bomb that thankfully never had to be ignited—despite veering dangerously close during the Cuban Missile Crisis of 1962.

In 1965, the government salvaged much of the metal, removed the 82-foot missiles and sold the silos to private owners and municipalities. Townsley bought his in 1997, and he's one of several missile silo owners bent on preserving the structures so future generations can learn about and honor this pivotal moment in the Cold War.

Townsley, formerly a real estate broker in Colorado, initially was interested in the site as a renovation project. He still remembers his first visit to West Texas, crawling into the silo by way of an air vent shaft and shining his flashlight deep inside the cavernous concrete and steel structure.

"It felt like it was—this is going to sound strange—alive," he says. "It was just like something was sleeping. It wasn't a frightening feeling; it was just an unusual feeling."

OPPOSITE Bruce Townsley in his missile silo in Oplin. The crib, the silo's steel framework, held an Atlas F intercontinental missile in the early 1960s.

RIGHT, FROM TOP A close-up of Townsley's Cold War-era missile launch control panel. He converted the control center into a living space.



"IF WE DON'T
KNOW OUR PAST,
WE CAN'T LIVE
OUR FUTURE
THE WAY LIFE
IS INTENDED
TO BE LIVED."

As with many of the 72 Atlas F silos built across six states, water had seeped into the vast void over the years, and the walls were graffitied with the names of local students who had sneaked onto the property decades ago.

Townsley, a Taylor Electric Cooperative member, purchased the property for \$99,000 and set about making the control center into a personal residence. Connected to the silo by a 40-foot tunnel, it once housed a five-man missile crew on its upper floor and equipment and offices on another floor.

After about 18 months of renovations, Townsley began his subterranean existence that has lasted more than a quarter century. He says he enjoys the quiet. The living spaces are white and open, with plenty of lighting and high ceilings.

"You don't have that sense of claustrophobia," Townsley says. "Now, some people really react to there being no windows, but cameras and monitors provide a pretty good substitute."

After renovating the control center, Townsley, with the help of others, turned his efforts to the silo itself, draining the water and removing debris (the only bones he found belonged to a coyote and an armadillo). He was also able to get one of the 75-ton, 3-foot-thick silo doors operable so that it once again opens to the sky with the press of a button.

As Townsley renovated the property, he became friends with people who had helped construct the facilities and missileers who served when the sites were active, 1962–65.

"You can't help but get involved in the history of it," Townsley says. "It's just part of it."

One of the people he met was Roger Jensen, who enlisted in the Air Force in 1961 at age 19 and worked on the Abilene silo sites as an electrical technician with the 578th Strategic Missile Squadron.



Now in his 80s, Jensen still remembers some of the passwords he spoke at the door to gain access to the control center, words like "bicycle" and "wheelbarrow."

"We spent 24 hours in and out of the silo," Jensen says. "We had to go out into the silo at least once every hour to take specific readings on various pieces of equipment."

Tensions between the U.S. and the Soviet Union were high during those years, especially during the 13-day Cuban Missile Crisis, when the Soviets deployed nuclear missiles to Cuba. The Air Force's Strategic Air Command was at DEFCON 2, one step away from the highest level of readiness for nuclear war.

With a wife and baby in Abilene, Jensen says the possibility of nuclear war became undeniable for the crew. "It was a big dose of reality and what was reality at that time," he says.

The crisis was averted through diplomatic agreements, and Jensen says the crew was “elated when it was over.”

In homage to that history, Townsley had long thought his silo should be turned into a museum, an idea planted by the broker who showed it to him. And in January 2024, he started the Atlas Missile Museum of Texas, a nonprofit organization with a five-member board.

Visitors must make an appointment through his website, www.atlasmissilemuseumoftexas.org, to tour the silo and control center and learn about the site’s role in the Cold War. They can walk into the silo and see the steel crib once equipped with an elevator capable of raising the Atlas F missile to the surface and launching it in about 10 minutes. Townsley has a model elevator to show how it works and a refurbished control console that simulates a missile launch.

A short drive down the road in Lawn, Larry Sanders is also preserving the history at his missile silo, which he acquired in 1999. Sanders spearheaded a movement in 2001 to get the roadway it sits along renamed to the Atlas ICBM Highway.

He spent years saving the complex from its more recent No. 1 enemy: rust.

“My immediate concern was stabilization,” Sanders says. “You have to keep in mind that water was everywhere. Wood rot, decomposing Sheetrock, metals being compromised totally to rust. So we did nothing for the first five years but demolition.”

Now that the site is stable and clean, Sanders plans to add back infrastructure. Through the Atlas Missile Base Cold War Center, a nonprofit he founded, he holds on-site events and

OPPOSITE Mark Hannifin turned his silo in Shep into Dive Valhalla for scuba divers. A staircase and gangplank connect to a floating platform.

BELOW The entry to Larry Sanders’ silo in Lawn.



gives presentations to groups about the Cold War, a time that can sometimes get forgotten.

“No one received the recognition and the honor that they deserved in winning the Cold War, unlike World War II,” Sanders says.

In addition to veterans, Sanders says the heroes of the time include civilian contractors and city administrators. “Texas had a significant role in America’s Cold War victory, and Texans need to celebrate Texas’ role in that victory,” he says.

Like a lot of American schoolchildren in the early Cold War era, Sanders grew up doing “duck and cover” air raid drills in elementary school and watching the political tension unfold on TV.

Mark Hannifin, who owns a missile silo in Shep, also remembers this tense time and tells younger generations that for them, “the Cold War might as well have been in black and white. It’s kind of like us looking at the second World War or our predecessors looking at the first World War and Civil War. No, it was in color. It was a real thing.”

Hannifin and his wife, Linda, bought their silo in 1982 and were “armchair survivalists” at the time, he says. To avoid detection, they used a code word whenever they referred to the facility in public.

An avid scuba diver, Hannifin eventually decided to open the silo for diving and began cleaning out the debris. Their business, Dive Valhalla, hosts scuba dive clubs in the 120 feet of water.

“It’s nice, crystal-clear well water,” Hannifin says. “We have been letting people dive in there for about 30 years now.”

Hannifin’s control center is equipped with beds for overnight stays, and he shows a short Cold War documentary and slideshow so visitors are aware of the silo’s original mission.

The Hannifins no longer feel the need to keep it under wraps, and Mark says he’s seen other missile silo owners move from concealing their purchase to being more open about it.

The silos were part of a top-secret mission (although folks in Abilene couldn’t have missed the construction crews that arrived in 1960 to build them). When that secret mission faded, the silos “had fallen out of use,” Hannifin says. “Fallen out of memory.”

But these dutiful owners are ensuring this important history isn’t buried by time.

Jensen, who spent many hours in the silo as a young man during the beginning of his military service, certainly won’t forget.

“If we don’t know our past,” Jensen says, “we can’t live our future the way life is intended to be lived.” ■

TCP Watch the video on our website to get a window into this underground world.



Survival of the Sharpest

When it's you against nature, there's only one tool you need: the tempered steel Stag Hunter from Stauer—now **ONLY \$59!**

That first crack of thunder sounded like a bomb just fell on Ramshorn Peak. Black clouds rolled in and the wind shook the trees. I had ventured off the trail on my own, gambled with the weather and now I was trapped in the forest. Miles from camp. Surrounded by wilderness and watching eyes. I knew that if I was going to make it through the night I needed to find shelter and build a fire... fast. As the first raindrops fell, I reached for my *Stag Hunter Knife*.

Forget about smartphones and GPS, because when it comes to taking on Mother Nature, there's only one tool you really need. Our stunning *Stag Hunter* is the ultimate sidekick for surviving and thriving in the great outdoors. Priced at \$149, the *Stag Hunter* can be yours today for an unbelievable **\$59!** Call now and we'll include a bonus leather sheath!

A legend in steel. The talented knifemakers of Trophy Stag Cutlery have done it again by crafting a fixed-blade beauty that's sharp in every sense of the word. The *Stag Hunter* sports an impressive 5 1/3" tempered German stainless steel blade with a genuine deer stag horn and stained Pakkawood™ handle, brass hand guard and polished pommel. You get the best in 21st-century construction with a classic look inspired by legendary American pioneers.

But we don't stop there. While supplies last, we'll include a pair of \$99 30x60 HD pocket binoculars *and* a genuine leather sheath **FREE** when you purchase the Stag Hunter Knife.

Your satisfaction is 100% guaranteed. Feel the knife in your hands, wear it on your hip, inspect the craftsmanship. If you're not completely impressed, send it back within 30 days for a complete refund of the item price. But we believe that once you wrap your fingers around the *Stag Hunter's* handle, you'll be ready to carve your own niche into the wild frontier.

Stag Hunter Knife \$149*

Offer Code Price Only \$59 + S&P Save \$90

1-800-333-2045

Your Insider Offer Code: SHK372-10

You must use the insider offer code to get our special price.

Stauer® 14091 Southcross Drive W., Dept. SHK372-10
Burnsville, Minnesota 55337 www.stauer.com

*Discount is only for customers who use the offer code versus the listed original Stauer.com price.



Rating of A+

EXCLUSIVE FREE
Stauer 30x60 HD Pocket Binoculars
 -a \$99 value-
 with your purchase of the Stag Hunter Knife




BONUS! Call today and you'll also receive this genuine leather sheath!

TAKE 60% OFF INSTANTLY!
 When you use your INSIDER OFFER CODE



Not shown actual size.

★★★★★
"This knife is beautiful!"
 — J., La Crescent, MN

★★★★★
"The feel of this knife is unbelievable... this an incredibly fine instrument."
 — H., Arvada, CO

- 5 1/3" fixed German stainless steel blade (9 3/4" total length)
- Stag horn and Pakkawood™ handle
- Includes leather sheath

Stauer... *Afford the Extraordinary.®*



MESSAGE FROM GENERAL MANAGER/CEO

JOHN ED SHINPAUGH

Sticking to Our Mission

ONE MORNING, a co-op manager came to work to find a slightly burnt stick on her desk. She knew there had to be a story behind the stick.

The stick was about 18 inches long and no bigger than the diameter of your little finger. It wasn't big enough to be dangerous if it fell on you—it was barely big enough for a dog to chew on. Yet, as she found out from the lineworker who eventually showed up to tell its story, this little stick managed to knock out power to more than 100 electric meters.

The co-op manager heard the frustration in the lineworker's voice as he described how thoroughly

Once he'd found it, things moved quickly. Repairs were made, and power was restored.

Normally, that would be the end of the story—but that story made me think about all we do to serve the members of Fannin Electric Cooperative.

As I learned about this outage, I reflected on the work ethic and dedication of our own lineworkers, who work with diligence to restore electricity in their commitment to serving you, our members.

The story also made me want to share with our members the challenges of power restoration. The difficulty in finding this stick is an example of why,

when you call our office, we don't always know how long restoration will take or what is causing an outage. We do our absolute best, but there are so many variables in nature that we cannot control.

Some would say I shouldn't share this anecdote because if members knew just a little stick could knock out power, they would be concerned about reliability.

I see the point: When you look at all the trees, birds and animals in our service area and consider all the various weather conditions we endure, it's clearly a daunting task for us to keep the lights on. Yet we do keep them on, most of the time. Day after day, week after week, our lineworkers and other staff ensure that our members have power.

Although some might worry about one small stick causing so many to lose electricity, I look at the millions of sticks we face daily

and think: Isn't it great that we do keep the lights on so consistently?

I also think about what an amazing group of people our members have serving them. Thank you for letting us do what we do. We promise to keep picking up the sticks every day. ■



BIG COUNTRY EC

he patrolled up and down 8 miles of line, trying to locate the source of the problem. He couldn't find it, but he wouldn't stop looking until he did.

He knew that lights were out and members needed electricity. Nobody, co-op employees included, enjoys being without power.

The lineworker was turning around to patrol the line yet another time when his eye caught something. It was the stick—this tiny stick wedged in equipment atop a pole—that had knocked out service for so many.

NOTICE OF ANNUAL MEETING

Fannin Electric Cooperative 87th Annual Meeting

September 27, 10 a.m.

Dear Member:

You are hereby notified that the 87th Annual Membership Meeting of Fannin Electric Cooperative will be held at 10 a.m. Saturday, September 27, 2025, at the Fannin County Multipurpose Complex located off State Highway 56 west of Bonham, across from Voluntary Purchasing Groups. The entrance to the building is on FM 87.

At this meeting, director elections will be held for member representatives from districts 3, 5 and 7. For information concerning the election process—including director qualifications, requirements and responsibilities, and the nomination process—see the board of directors section of Fannin EC’s bylaws. A copy of the bylaws can be found on our website, fanninec.coop, and at the cooperative office.

Prize Drawings

Every member who registers at the door for the 2025 annual meeting will receive a \$10 energy credit that will be applied to the next month’s electric bill as well as other gifts. Only one credit per membership will be allowed.

Drawings will be held for additional energy credits and various other prizes donated by co-op vendors. Make sure you bring your card to registration to be entered to win.

There will also be kids’ drawings for ages 12 and younger.

We look forward to seeing you at the 87th annual meeting.

Seth Mahler

Secretary-Treasurer
Fannin Electric Cooperative
Board of Directors

Fannin Electric Cooperative

CONTACT US

2201 FM 87, Bonham 75418
P.O. Box 250, Bonham, TX 75418
Local (903) 583-2117
Toll-Free 1-800-695-9020
Web fanninec.coop

General Manager/CEO

John Ed Shinpaugh

Chief Financial Officer

Karen Rintelmann

Chief Technology Officer

Wesley Hicks

Assistant Manager

Tim Kidwell

Line Superintendent

Rodney Gammons

Board of Directors

Steve Collida, President, District 5
Rodney Brent, Vice President, District 3
Seth Mahler, Secretary-Treasurer, District 4
Scott Gibbs, District 1
John Skotnik, District 2
Todd Morrison, District 6
Alfred Scott, District 7

24/7

Outage Hotline Numbers

For information and to report outages, please call us.

LOCAL
(903) 583-2117
TOLL-FREE
1-800-695-9020

ABOUT FANNIN EC

Fannin EC owns and maintains more than 2,200 miles of line to provide electric service to more than 7,600 members in Collin, Fannin, Grayson, Hunt and Lamar counties.

MEMBER BENEFITS

- Variable billing
- Automated meter reading program
- Bills paid with Visa, Discover, American Express and Mastercard
- Free bank draft service
- Security lighting
- Online bill pay
- Pay by phone at 1-844-965-1348

VISIT US ONLINE

fanninec.coop



Check us out at
TexasCoopPower.com/fannin

September Billing Schedule

Cycle 1 Dates

BILLING September 3
DUE September 21
DISCONNECT October 6

Cycle 2 Dates

BILLING September 9
DUE September 28
DISCONNECT October 13

Cycle 3 Dates

BILLING September 16
DUE October 5
DISCONNECT October 20

Cycle 4 Dates

BILLING September 23
DUE October 12
DISCONNECT October 27



REDONION1515 | ISTOCK.COM

- ▶ Food, drinking water, bowls and a manual can opener
- ▶ Medications and copies of medical records stored in a waterproof container
- ▶ A first-aid kit
- ▶ Pet beds and toys, if easily transportable
- ▶ Current photos of you with your pet(s) in case they get lost (to eliminate mistaken identity and confusion)
- ▶ Information on feeding schedules, medical conditions or behavior problems and the name and number of your veterinarian

When Disaster Approaches

Disaster warnings might be issued hours or even days in advance. At the first hint of disaster, act to protect your pet.

Call ahead to confirm emergency shelter arrangements for your family and your pets.

Include Pets in Disaster Planning

PETS DEPEND ON us for their safety and well-being. The best way to ensure the safety of your family members—including those with four legs—is to prepare a disaster plan.

How Can You Prepare?

Plan to take your pets with you during an evacuation. If it's not safe for you to stay, it's not safe for them either.

Most Red Cross and other shelters cannot accept pets because of health and safety concerns. Only service animals assisting people with disabilities are allowed in Red Cross shelters.

Learn which hotels or motels along your evacuation route accept pets. Call ahead to make reservations or ask if no-pet policies can be waived in an emergency.

Prepare a list with phone numbers of friends, relatives, boarding facilities, animal shelters or veterinarians who can care for your animals in an emergency.

Be prepared to house your animals separately.

Train pets to participate in evacuation drills so they become used to entering and traveling in their carriers.

Have proof that your pet's vaccinations are current. Many pet shelters require proof of current vaccinations.

Have your pet microchipped by your vet in advance.

What Should You Take?

Assemble a kit with pet emergency supplies, stored in sturdy containers and kept in an accessible place. **Your kit should include:**

- ▶ Leashes, harnesses and/or carriers for safe transport

Ensure that pets are wearing collars with securely fastened, up-to-date identification.

Check that your pet disaster supplies are ready to take at a moment's notice.

Bring pets inside so you won't have to search for them if you need to leave quickly.

After a Disaster

Pets can become aggressive or defensive after a disaster. Be aware of pets' well-being and protect them from hazards to ensure their own and others' safety. Consult your veterinarian if behavior problems persist.

Watch your animals closely and keep them under your direct control, as fences and gates may be damaged.

Pets can become disoriented, particularly if the disaster has disturbed scent markers that normally allow them to find home.

Be aware of hazards at nose, paw or hoof level—particularly debris, spilled chemicals, fertilizers and other substances that might not seem dangerous to humans.

Emergency action plans for your family should include all animals. For information on disaster planning and emergency actions to take for livestock, horses, birds, reptiles or other animals, such as gerbils or hamsters, visit redcross.org, the Humane Society at hsus.org or ready.gov. ■

Statement of Financial Condition

As of December 31, 2024

ASSETS—WHAT WE OWN

| | |
|------------------------------|----------------------|
| Net utility plant | \$ 70,818,152 |
| Cash and investments | 16,590,169 |
| Accounts receivable | 682,657 |
| Materials and supplies | 162,484 |
| Prepayments and other assets | 3,083,591 |
| Total Assets | \$ 91,337,053 |

LIABILITIES—WHAT WE OWE

| | |
|---------------------------------|----------------------|
| Long-term debt to CFC | \$ 49,899,944 |
| Current and accrued liabilities | 10,133,285 |
| Total Liabilities | \$ 60,033,229 |

NET WORTH—MEMBER EQUITY

| | |
|------------------------------|----------------------|
| Membership fees and deposits | \$ 439,963 |
| Patronage capital | 30,863,861 |
| Total Net Worth | \$ 31,303,824 |

Total Liabilities and Net Worth **\$ 91,337,053**

2024 REVENUE AND EXPENSES

REVENUE—WHERE IT CAME FROM

| | |
|---|----------------------|
| Operating revenue and patronage capital | \$ 32,990,823 |
| Nonoperating revenue and miscellaneous | 2,968,291 |
| Total Revenue | \$ 35,959,114 |

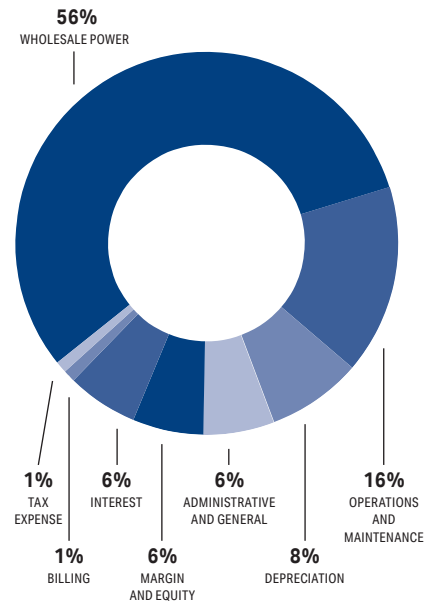
EXPENSES—WHERE IT WENT

| | |
|----------------------------------|----------------------|
| Purchased power | \$ 19,038,406 |
| Operating and maintaining system | 8,756,354 |
| Depreciation expense | 3,003,140 |
| Interest and other deductions | 2,515,718 |
| Taxes | 280,290 |
| Total Expenses | \$ 33,593,908 |
| Total Margins | \$ 2,365,206 |

COOPERATIVE STATISTICS

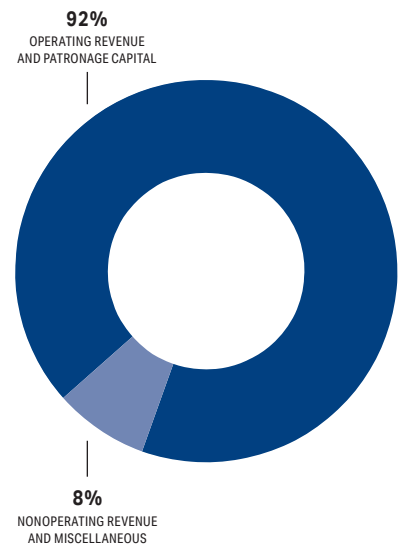
| | 2024 | 2023 | 2022 | 2021 | 2020 |
|--------------------------|--------------|--------------|--------------|--------------|--------------|
| Kilowatt-Hours Purchased | 236,095,617 | 226,527,449 | 210,166,171 | 183,775,098 | 175,892,427 |
| Power Bill | \$19,038,406 | \$18,077,634 | \$20,024,506 | \$12,667,245 | \$11,971,557 |
| Kilowatt-Hours Sold | 222,564,834 | 213,183,493 | 190,177,630 | 171,512,218 | 160,399,817 |
| Miles of Energized Line | 2,070 | 2,054 | 2,019 | 2,188 | 2,142 |
| New Services Connected | 379 | 431 | 491 | 458 | 497 |
| Average Number of Meters | 12,013 | 11,774 | 11,455 | 11,156 | 10,811 |

Expenses



| | |
|----------------------------|-----|
| Wholesale power | 56% |
| Operations and maintenance | 16% |
| Depreciation | 8% |
| Administrative and general | 6% |
| Margin and equity | 6% |
| Interest | 6% |
| Billing | 1% |
| Tax expense | 1% |

Revenue



| | |
|---|-----|
| Operating revenue and patronage capital | 92% |
| Nonoperating revenue and miscellaneous | 8% |

DOO

PRO MAX34

 **USA** ENGINEERED AND BUILT SINCE 1985

Assembled in the USA using domestic and foreign parts.

Make Your Driveway Like New with a DR® Power Grader

Rugged 10 and 12-Gauge Steel Frame

accepts two 35 lb. solid masonry blocks (not included) if you wish to add weight.

1/4" Thick Leveling Blade

can be reversed from its even edge for smoothing driveways, to its toothed edge for fluffing the surface of horse riding rings or ball infields.



Tungsten/Carbide Scarifying Teeth are 10x harder than steel. This is the same material used on mining equipment to chew through solid rock!

MORE

WITH YOUR DR® FIELD & BRUSH MOWER

Every DR® Field & Brush Mower gives you **MORE**

POWER – to mow through anything with up to 2X more than the competition.

MANEUVERABILITY – thanks to power steering and hydrostatic drive options.

FEATURES – including easy to use controls and available attachments.

CHOICE – Commercial, Electric, Walk- and Tow-Behind models available.

DR® Trimmer Mowers Give You Power and Precision

Trim with 5x More Power than a Handheld Trimmer

with powerful engines up to 10.3 ft-lbs of torque.



PRO XLT

Offset Frame Design

mows where a bladed mower can't.

PRO XL



Cast Aluminum Nose Plate

Collisions with trees, foundations, and other obstacles are inevitable. Relax, we've got you covered.

Not on PILOT model.

Scan the code to shop **DRPower.com** today or request a free catalog!

Toll-free: 800-717-6278 | FREE SHIPPING options available



Restless Quilt

Craftwork that traveled from Texas to Brazil and back again stitches a family's history

BY ANNE R. KEENE • ILLUSTRATION BY ERIC KITTELBERGER

WIND GUSTS ROCKED ships anchored in Galveston's harbor January 26, 1867, as the Linn family from Navarro County boarded a dilapidated brig bound for Brazil. Though the Derby was overloaded with more than 150 passengers carrying rationed goods like water, farm tools and seed, the Linns brought a Lone Star quilt that reminded them of home.

Nearly 160 years later, the quilt's journey represents one of the most significant yet little-remembered mass exiles in U.S. history—one that scattered families, heirlooms and exotic tales of lost treasure between two continents.

After the Civil War, many Confederate families contemplated exile. Southerners fled to Mexico, British Honduras, Canada and Europe. But the most popular destination was Brazil, where Emperor Dom Pedro II expatriated thousands (estimates vary widely) of Americans who settled on cheap land to grow crops like cotton, coffee and sugarcane.

Exiles (nicknamed Confederados) were promised political freedom and, unfortunately, the ability to own slaves—before the practice was abolished in 1888.

One colony was led by Frank McMullan, a former Confederate officer from Hill County who planned to settle on a 500-square-mile property (about half the size of Rhode Island).

Getting out of America wasn't easy. During Reconstruction, the country needed every hand to rebuild the devastated South, and the Rio Grande was patrolled by Union soldiers to stave off American militiamen heading into Mexico. With seaports bottled up, McMullan's colonists shivered in tents on the beach in Galveston for weeks, waiting on a ship to Brazil.

Skilled émigrés lined the Derby's manifest, including planters, engineers, judges, ministers, teachers, a physician and a dentist. Farmer George Alwin Linn; his wife, Amanda Pairalee Hammonds Linn; and their boys, William Hamlin, 6, and baby George, were also among those headed for Texas' largest organized colony.

Amanda Linn carried with her a hand-appliquéd quilt she made in 1858. The roughly 90-inch-square spread is bordered with Turkey-red and Prussian-blue berries with upturned vines that reminded Linn of Texas. Linn, who was born three years after the Republic of Texas gained its independence from

Mexico, centered the quilt with a five-pointed red Texas star medallion scalloped with blue edging.

Linn's great-great-granddaughter Kerry Graham Rustin, who lives in Dallas, says she knows little about the quilt but remembers family lore about Linn as a strong pioneer woman who endured the incredible trials of exile.

For starters, a storm derailed McMullan's expedition when the Derby crashed on rocks off the coast of Havana. Though everyone survived the wreck, valuables were swept out to sea. The quilt was salvaged after being submerged in salt water for several days.


Weeks later a rescue ship transported McMullan's refugees to New York, where they lived in a drafty, run-down hotel awaiting transport to Brazil on an ocean liner named North America. In May 1867, the colonists pulled into Rio de Janeiro's port.

It didn't get easier from there. In his account of this short-lived diaspora, *The Elusive Eden: Frank McMullan's Confederate Colony in Brazil*, the late writer and historian William Clark Griggs writes of colonists battling tuberculosis, floods, snakes, homesickness and isolation.

Within a year, most of the émigrés returned to the U.S. The Linns boarded a steamer to New Orleans on November 7, 1867, carrying the Lone Star quilt back to Navarro County, where they settled on a farm and had seven more children. Before Linn died in 1909, she willed the quilt to daughter Daisy Linn Chase of Los Angeles.

In 1947, Chase, then in her 70s, donated the quilt to Texas Gov. Coke Stevenson, who sent it to the University of Texas. Today the quilt is housed with 900 others at the Dolph Briscoe Center for American History with a personal note explaining its shipwrecked, globe-trotting history.

"The Lone Star represents one young woman's love letter to the state of Texas," says Jill Morena, a registrar at the Briscoe Center. "[It's] a visually striking, hand-sewn and early treadle machine-repaired quilt, its story made extraordinary by its dramatic loss and rescue and embodiment of the chaotic traversal from post-Civil War Texas to Brazil and back again." ■



Strait of Florida

North Atlantic Ocean

HAYANA

CUBA

BAHAMA ISLANDS

ISLE OF PINES

BAYMAN ISLANDS

JAMAICA

Caribbean Sea



MAGNILIFE®

Dept. TX2
300 State St., Ste. 92039
Southlake, TX 76092



Name: _____

Phone: _____

Address: _____

City, State, Zip: _____

Email: _____

PAYMENT METHOD

Check/Money Order enclosed payable to: **MagniLife**

Charge my credit card



Acct. #: _____

| REQUIRED | |
|----------------|--------|
| Exp. Date: | CVV #: |
| ____/____/____ | ____ |

Signature: _____

Leg & Back Pain Relief Cream

Buy 2 Get 1 FREE - (Equals \$13.33 per unit)

\$59.97

\$39.98

Single unit - \$19.99 per unit

\$19.99



Shipping & Handling

+ \$7.95

TOTAL

MAGNILIFE®

Dept. TX2
300 State St., Ste. 92039
Southlake, TX 76092



Name: _____

Phone: _____

Address: _____

City, State, Zip: _____

Email: _____

PAYMENT METHOD

Check/Money Order enclosed payable to: **MagniLife**

Charge my credit card



Acct. #: _____

| REQUIRED | |
|----------------|--------|
| Exp. Date: | CVV #: |
| ____/____/____ | ____ |

Signature: _____

Dark Spot Care +

Buy 2 Get 1 FREE - (Equals \$13.33 per unit)

\$59.97

\$39.98

Single unit - \$19.99 per unit

\$19.99



Shipping & Handling

+ \$7.95

TOTAL

SCIATICA PAIN?

★★★★★

"It provided me with the only relief for my sciatica."
- Mary, LA

RELIEVES BURNING, STABBING, TINGLING AND ACHING PAINS ASSOCIATED WITH LEG AND BACK DISCOMFORT

MAGNILIFE® LEG & BACK PAIN RELIEF CREAM
For pain in the lower back, buttocks & legs

- ✓ Burning
- ✓ Tingling
- ✓ Stabbing
- ✓ Aching

NET WT 4 OZ (112 g)

NEW! Homeopathic FDA Est. # 3006256935

BUY 2 GET 1 FREE

90 DAY MONEY BACK GUARANTEE

LARGE 4 OZ JAR

**Not intended to cure sciatica.*

Rapid Pain Relief - GUARANTEED!
Available in the Pain Relief section

DARK SPOTS?

★★★★★

"No greasiness, no funny smells. Just a product that quietly does what it says it does. Good stuff!"
- Stephanie

DIMINISH AGE SPOTS IN AS LITTLE AS ONE MONTH

MAGNILIFE® Dark Spot CARE+
For dark spots, scars, and other skin discolorations

Visibly lightens, brightens, and evens skin tone. Face, chest, hands, and body.

NET WT 2 OZ (56 g)

BUY 2 GET 1 FREE

90 DAY MONEY BACK GUARANTEE

LARGE 2 OZ JAR

Renewed, Refreshed & Relieved - GUARANTEED!
Available in the First Aid section

Order Now!

1-800-995-2082 / MagniLife.com

Available at These Fine Retailers (OFFER NOT GOOD IN STORES):





It's in the Bag

How did Frito Pie make its way to Hank Hill and football fans across Texas?

BY W.F. STRONG • ILLUSTRATION BY GISELA GOPPEL

FRITOS PIE OR Fritos chili pie or simply Frito pie—whatever *you* call it—is a much-loved delight often spooned up under Friday night lights.

I've heard many baby boomers claim their mother invented the dish out of necessity to feed incessantly hungry kids back in the 1950s. I've heard claims that their grandmothers had been making something like Frito pie since the '20s, which would have been a neat trick since Fritos weren't invented until 1932.

A version of Frito pie was served at a gathering of the Dallas Dietetic Association in 1949. The recipe came from the Frito Co. itself and originally called for putting a layer of Fritos in a casserole dish, covering it with chili and then cov-

ering everything with liberal amounts of cheese and onions. Bake at 350 degrees for 20 minutes.

You can see how this got MacGyvered into just pouring chili into bags of Fritos for efficiency and transportability. Today, you'll also find it with the added ingredient of a mound of jalapeños on top.

Whatever the case, Fritos and the pies are Texas originals.

Charles Doolin of San Antonio created the chips, putting his own spin on a recipe he bought for \$100 from a Mexican restaurant in 1932. He fried strips of corn dough, and Fritos were born. It's interesting that most Texans now associate the chip with piles of meat, as Doolin was a vegetarian.

TCP Listen as W.F. Strong narrates this story on our website.



He called them *fritos*, Spanish for “fried.” Doolin also invented Cheetos, around 1948, by the way.

In the 1960s, my mother made something she called “creamed tacos,” which was a cheesy chili con carne poured over a plate of Fritos. Exceptionally filling, the recipe no doubt came from Frito-Lay itself. Though the company, now based in Plano, had its own brand of chili by then, my mother, like Hank Hill, preferred Wolf Brand Chili (“Neighbor, how long has it been?”), another Texas original.

This type of mixing and matching was encouraged in the early days of Fritos—as they were not marketed as a stand-alone snack. They were sold as an ingredient for casseroles. The inventor’s wife, Mary Kathryn “Kitty” Doolin, even experimented with pouring chocolate over Fritos and baking them on a cookie sheet.

Kitty also is credited with coming up with the original chili pie recipe. We know this because her daughter, Kaleta Doolin, wrote the most thorough history on the subject you can find, her 2011 book *Fritos Pie: Stories, Recipes, and More*. It’s an incredibly detailed history that provides all manner of Fritos recipes you have never imagined. Maybe there’s another classic in there, waiting to be popularized in today’s world of spicy snack foods.

Along with her mother, Kaleta gives credit to another woman for popularizing the dish. She writes with admiration that Teresa Hernandez sold thousands of Fritos chili pies at the Woolworth’s counter in Santa Fe, New Mexico, in the 1960s, reportedly selling 56,000 bags in one year.

And at the same time, it was all the rage in San Antonio and across Texas at football games as fundraisers for civic and student groups. Who knows how many kids were sent to college on profits from Frito pies. ■

One-Skillet Dinners

Where convenience and flavors unite for a delicious cause

BY VIANNEY RODRIGUEZ, FOOD EDITOR

Growing up in Aransas Pass, home of the Shrimporee Festival, we enjoyed the freshest harvest delivered by the shrimp boats daily from the Gulf Coast. We grilled, fried and sautéed shrimp in countless marinades and spices, and we always served them with plenty of fresh lime juice. This one-pan dinner is a family favorite.

Spicy Shrimp and Rice

2 tablespoons olive oil
1 small onion, diced
1 yellow bell pepper, seeds removed, diced
2 cloves garlic, minced
1 cup uncooked white rice
2 cups chicken or vegetable broth
½ cup salsa verde
1 teaspoon ground cumin
1 teaspoon ground oregano
1 teaspoon salt
1 teaspoon ground black pepper
1 pound shrimp, peeled and deveined
Juice of 1 lime
Cilantro leaves, for serving
Lime slices, for serving

1. In a skillet, heat oil over medium-high heat. Add onion, bell pepper and garlic. Cook until onion is light and translucent, stirring often, about 5 minutes.
2. Add rice, stir and continue to cook 2 minutes. Stir in broth, salsa verde, cumin, oregano, salt and black pepper.
3. Bring to a boil. Reduce heat to simmer, cover and cook 15 minutes.
4. Remove lid, place shrimp over rice, cover and cook until shrimp are opaque, about 5–7 minutes.
5. Add lime juice and fluff the rice mixture. Serve with cilantro and lime slices.

SERVES 6

TCP Follow Vianney Rodriguez as she cooks in *Cocina Gris* at sweetlifebake.com, where she features a recipe for Skillet Chicken Fajita Rice.





Cider Stew

THERESA SHELDON
CHEROKEE COUNTY EC

Stews are good for the soul and the belly. This one-skillet wonder starts with chunks of beef that are seared then simmered with vegetables and herbs in a rich and savory broth that tastes complex in flavor but is actually simple to make. The whole family will love it.

- 2 tablespoons (¼ stick) butter**
- 2 pounds beef chuck stew meat, cut into 1-inch pieces**
- ¼ cup flour**
- 2 cups water**
- 1 cup apple cider**
- ½ cup steak sauce**
- 2 teaspoons dried thyme**
- ½ teaspoon ground black pepper**
- 1 bay leaf**
- 3 medium potatoes, peeled and cut into 1-inch pieces**
- 3 medium carrots, sliced**
- 1 medium onion, chopped**
- 1 package frozen cut green beans (10 ounces)**

1. Heat butter over medium-high heat in a large skillet. Add beef and brown on all sides, 2–3 minutes per side.
2. Stir in flour. Gradually stir in water, apple cider and steak sauce. Bring to a boil.
3. Stir in thyme, pepper and bay leaf. Reduce heat to low, cover and simmer 2 hours.
4. Add potatoes, carrots, onion and green beans. Cover and cook an additional 30 minutes or until vegetables are tender. Discard bay leaf before serving.

SERVES 8

CONTINUED ON PAGE 28 >



\$500 WINNER

Egg Roll Stuffing Stir Fry

JENNIFER CURTIS
PEDERNALES EC



This might just be my new favorite dinner. It takes everything delicious in classic egg rolls and turns it into one ridiculously easy, healthy and flavor-packed meal with no rolling required. Spoon the stuffing into lettuce cups or over rice. The leftovers are a great lunch the next day.

- 2 tablespoons avocado oil or other neutral cooking oil**
- 1 large yellow onion, diced**
- 2 pounds ground pork or ground chicken**
- 2 teaspoons salt**
- 2 teaspoons ground black pepper**
- 1 teaspoon red pepper flakes**

- 2 teaspoons ground ginger**
- 4 cloves garlic, minced**
- 2 teaspoons white sesame seeds**
- 2 teaspoons black sesame seeds**
- 1 cup shredded carrot**
- 2 tablespoons rice vinegar**
- 4 tablespoons honey**
- ½ cup coconut aminos or soy sauce**
- 2 cups shredded purple cabbage**
- 2 cups shredded green cabbage**
- Lettuce leaves or rice, for serving**

1. In a large skillet, heat oil over medium-high heat. Add onion and cook until light and translucent.
2. Add pork or chicken and cook, breaking meat up into small pieces with a spoon, until cooked through, about 6 minutes. Season with salt, pepper, red pepper flakes and ginger.
3. Reduce heat to medium and stir in garlic, sesame seeds and shredded carrot and cook 3 minutes.
4. Make a well in the center of the skillet and add the rice vinegar, honey, and coconut aminos or soy sauce. Stir to combine.
5. Stir in cabbage and cook 3 minutes to slightly soften cabbage.
6. Serve warm, spooned into lettuce cups or over rice.

SERVES 6

TCP \$500 Recipe Contest

CHEESECAKE DUE SEPTEMBER 10

Did you know they served cheesecake at the first Olympics 2,800 years ago? We want to serve yours while we watch the 2026 Games. The best recipe will score \$500. Enter by September 10.

UPCOMING: BARBECUE SIDES DUE OCTOBER 10





MORTON BUILDINGS®

Built Stronger. Lasts Longer. Looks Better.

Create the Ultimate Storage or Workspace

Whether you need a new garage, hobby shop or storage for your RV and outdoor lifestyle, Morton Buildings' post-frame construction protects your valuables in a structure that's better looking, longer lasting and low maintenance.

Every building is engineered to meet your specific needs and reflect your style, with endless layout and finish options for every budget, size and use.

Backed by a leading industry warranty and decades of experience, Morton delivers form, function and quality from concept to completion.

Start your next building project and see how Morton buildings are built stronger, last longer and look better at mortonbuildings.com

©2025 Morton Buildings, Inc. A listing of GC licenses available at mortonbuildings.com/licenses.

Southwest Chicken With Toasted Orzo

GAIL PATTERSON
PENTEX ENERGY

One of the main reasons I enjoy cooking with orzo is its quick and easy preparation. I usually add a splash of lemon juice and a touch of grated Parm, but once I spotted Patterson's Southwestern spin, I knew I had to give it a try. Brothy orzo and blistered tomatoes combine with perfectly seasoned chicken.



- ½ teaspoon cayenne pepper**
- ½ teaspoon ground cumin**
- ½ teaspoon granulated garlic**
- ½ teaspoon ground black pepper**
- 1 teaspoon kosher salt**
- 4 boneless, skinless chicken thighs, cut into 1-inch pieces**
- 5 teaspoons olive oil, plus more as needed, divided use**
- 1 cup cherry tomatoes**
- 1 tablespoon (½ stick) butter**
- 1 cup uncooked orzo**
- 1 tablespoon chicken base**
- 3 cups water, plus more as needed**
- 1 cup corn kernels**
- 1 can black beans (15 ounces), drained and rinsed**
- ½ cup chopped cilantro, for serving**
- Tortilla chips, crushed, for serving**

1. In a small bowl, mix together cayenne, cumin, granulated garlic, black pepper and salt.
2. Season chicken with half the spice mixture, reserving remaining half.
3. In a skillet, heat 3 teaspoons oil over medium-high heat. Sear chicken in 2 batches until lightly browned on both

sides, adding more oil if needed. Set cooked chicken aside in a bowl.

4. Add 1 teaspoon oil to skillet and add cherry tomatoes, stirring to coat in oil. Cover and cook, shaking pan occasionally, 5 minutes or until tomatoes slightly blister. Add tomatoes to bowl with chicken.
5. Add butter and remaining 1 teaspoon oil to skillet. Reduce heat to medium and stir in orzo. Cook, stirring occasionally, until orzo is golden and glistening, about 5–7 minutes.
6. Stir in chicken base and 3 cups water, bring to a simmer. Cover and cook, stirring occasionally, 6 minutes or until almost all liquid is absorbed.
7. Stir in corn, black beans, prepared chicken and tomatoes, and remaining spice mixture. Add water if orzo becomes dry. Cover and cook an additional 3 minutes. Serve warm, with cilantro and tortilla chips.

SERVES 4

Why I Love One-Skillet Meals

I tell myself I cook for a living, but in reality I wash dishes for a living. Not when it comes to one-skillet meals.

Less cleanup: Forget about the mess of juggling several pans on the stovetop.

More flavor: Mixing all the ingredients together in one skillet brings out richer flavors.

Budget friendly: Beans, rice, pasta and vegetables help make these recipes easy on the pocketbook.

—Vianney Rodriguez



**WE
PREP.
YOU
SAVE.**

SAVE NOW THROUGH THE END OF OCTOBER.

Order now for site prep savings and project delivery by spring. Get peak savings on the best buildings in the business during our winter build sales event. With offers this great, why wait?



Scan here or call 800-447-7436.

©2025 Morton Buildings, Inc. A listing of GC licenses available at mortonbuildings.com/licenses. Savings offer on new building purchases between August 18, 2025, through October 31, 2025. Select building styles eligible for offer. Building delivery between January 1, 2026 – April 30, 2026 required. Certain restrictions may apply. Contact your local Morton office for more details.



COURTESY CHET GARNER

Saga on the San Saba

The remains of Menard’s Spanish fortification predate the U.S.

BY CHET GARNER

THE SMALL TOWN of Menard (population 1,300) sits along the blurry line where the Hill Country turns into West Texas. It’s more than an hour from any major city, but if the Spanish had had their way, it might have become our largest metropolis.

As I stood in the middle of a dusty field, staring at the crumbling walls of the Presidio de San Sabá, I couldn’t help but feel the dramatic story of conquest, bloodshed and what-could-have-been. Today, what remains of the abandoned Spanish fort covers a few acres on the north bank of the San Saba River.

The fort was constructed in 1757 to protect the Mission Santa Cruz de San Sabá, 4 miles to the east. Spain brought in a caravan of 300 soldiers and civilians to push their presence and control deeper into the heart of Texas.

Native Americans (and the French) didn’t want the missionaries there. And in March 1758, 2,000 Comanche and other natives (likely armed with French weapons) attacked the mission and massacred its residents. A decade of fighting between the Spanish citizens inside the fort and the surrounding tribes followed, until the Spanish gave up and left in 1772.

Over the centuries, the ruins became a sort of roadside attraction. Famous Texan Jim Bowie even carved his name in the stone gate after supposedly hiding his silver cache, but that’s another story. Sadly, the presidio’s history began to fade as its stones were scavenged to construct Menard’s growing downtown, and the grounds became an attraction on the city golf course. Seriously!

Luckily, it’s now a protected site that’s been extensively studied and cataloged.

If you’re a lover of Texas history and want a glimpse into the past—but without the constant threat of death—it doesn’t get much better than walking the grounds of the old presidio and pondering life on the Texas frontier. ■

ABOVE Chet in front of the ruins of Presidio de San Sabá in Menard.

TCP Watch the video on our website and see all Chet’s Texplorations on *The Daytripper* on PBS.



Know Before You Go

Call ahead or check an event’s website for scheduling details, and check our website for many more upcoming events.

SEPTEMBER

7 **Gainesville [7–14] Fall Art Exhibition**, (940) 613-6939, gainesvilleareavisualarts.org

11 **Grapevine [11–14] GrapeFest**, (817) 410-3185, grapevinetexasusa.com

12 **Bryan [12–13] Brazos Bluebonnet Quilt Guild Quilt Show**, (979) 776-8338, bbquiltguild.org

13 **Chappell Hill Airing of the Quilts**, (979) 337-9910, chappellhilltx.com

Luling Luling Foundation Youth Grill-Off, (830) 875-2438, lulingfoundation.org

Stephenville Local Art & Wine Walk, (254) 965-6190, downtownstephenvilletx.com

14 **Yorktown Holy Cross Festival**, (361) 564-2893, holycrossyorktown.net

19 **Giddings [19–20] Happy Stitches Quilt Show**, (979) 540-8043

25 **Grand Saline [25–27] Salt Festival**, gssaltfestival@gmail.com, facebook.com/gssaltfest

26 **Commerce [26–27] Bois D’Arc Bash**, (903) 886-3950, commerce-chamber.com

Winnsboro [26-27] Cowboy Music and Poetry Gathering, (903) 342-0686, winnsboro.centerforthearts.com

Hallettsville Kolache Fest, (361) 798-2662, hallettsville.com

Lake Dallas 50th Anniversary Celebration of the Lake Dallas Library, (940) 497-3566, friendsoflakedallaslibrary.com

Lakehills Medina Lake Cajun Festival, (830) 460-0600, cajunfestival-medinalake.com

Woodville Ghosts and Legends of Texas Past, (409) 403-2025, heritage-village.org

Meyersville Sts. Peter & Paul Catholic Church Fall Festival, (361) 275-3868, stspeterpaulaloysius.org



WE BUY MINERALS 

We pay cash for producing or non-producing mineral interests.

CALL US TODAY! 1-888-735-5337

Hit the Road

 TCP Plan now
TexasCoopPower.com/events

PROST

45th Oktoberfest
FREDERICKSBURG, TEXAS 1881-2025

October 3-5 2025

FREDERICKSBURG IS THE POLKA CAPITAL OF TEXAS



WWW.OKTOBERFESTINFBG.COM

27

28

OCTOBER

3

Granbury [3-5] Oktoberfest, (682) 936-4550, granburysquare.com

4

Burnet Texas State Button Society Fall Workshop and Sale, texasstatebutton.society.com

Huntington Catfish Festival, shophuntingtontx.com

Johnson City Blanco County Wild Game Dinner, (830) 833-4138, facebook.com/wildgamedinner

Taylor Bluebonnet Horse Expo & Training Challenge, 1-888-542-5163, bluebonnethorseexpo.com

Western Swing Festival

September 6-7, 2025
Stephenville City Park
Free Entry | Food Trucks

For more information go to visitstephenville.com

 **STEPHENVILLE Wine & Art Walk**
September 13, 2025

Downtown Stephenville
Incredible Art • Shopping
Great Food • Live Music
Wine Tastings

For more information go to visitstephenville.com

September 6
7AM-10AM



Cars & Coffee @ the Courthouse

Downtown Stephenville
POWERED BY **MAIN STREET**

Stephenville Farmer & Artisan Market
9AM-12PM



Celebrate Rodeo Heritage in the Cowboy Capital

Ranch Rodeo
September 20-21, 2025



PRCA Rodeo
September 26-28, 2025

Priefert Cowboy Capital Fairgrounds Arena
For more information go to visitstephenville.com

TCP Submit Your Event

We pick events for the magazine directly from TexasCoopPower.com. Submit your December event by October 1, and it just might be featured in this calendar.

★★★★★
"It's a beautiful
ring with incredible
brilliance!"

J. A., Ft Lauderdale, FL

Stauer
Impossible Price
Was \$499, Now
\$59

Hundreds of
★★★★★
Reviews

We're Bringing You Some Star Power

Nobel Prize Winner Brings Us Perfection From Deep Space

The story begins in 1893 when Nobel Prize-winning French scientist Henri Moissan discovered an extraordinary gem while studying rock samples from a meteor in Canyon Diablo, Arizona. Extremely rare in nature, moissanite is the **cosmic treasure that has been perfected by scientists** right here on Earth, offering an unrivaled brilliance that outshines even diamonds.

According to the Gemological Institute of America, moissanite **surpasses all other gems in brilliance, fire, and luster.** Its unique "**double refraction**" means that light enters the stone and exits not once but twice—something **no diamond can achieve.**

Now, for an **extremely limited time**, you can own this celestial beauty at an unheard-of price! The Star Power Moissanite Ring features a stunning **1-½ carat moissanite** set in yellow gold-finished .925 sterling silver—**normally \$499 but all yours for**

just \$59! Why such a spectacular price? Because we want you as a long term client. This carat weight of moissanite is sold for \$1,700 at a major national retailer, but that is ridiculous. **Only 1,000 563 available** for this offer. So don't wait—once this deal is gone, it's gone!

Jewelry Specifications:

- Moissanite in gold-finished .925 sterling silver settings
- Ring: Available in whole sizes 5-10

Star Power Moissanite Ring

1-½ carat moissanite solitaire ~~\$499~~ \$59* + S&P **Save \$440**

**Special price only for customers using the offer code.*

1-800-333-2045

Your Insider Offer Code: SPM145-01

Stauer, 14091 Southcross Drive W., Dept. SPM145-01, Burnsville, MN 55337 | www.stauer.com

Stauer® | AFFORD THE EXTRAORDINARY®

Off-Road Adventures

These Texans find there's much to explore just off the beaten path. Grab your gear and come along as we see what awaits us in the great outdoors.

CURATED BY GRACE FULTZ



1 SABINE BREDOW
PEDERNALES EC

"A perfect way to end an adventurous day is off-road, enjoying good company and unspoiled views of the beautiful Texas Hill Country."

2 REAGAN FERGUSON
CENTRAL TEXAS EC


Navigating Engineer Pass in Colorado, with a 1,000-foot drop on the right.

3 STEVEN MOORE
BLUEBONNET EC

"Rock crawling Texas style at Wolf Caves off-road park in Mason."

4 LESLI SAN JOSE
PEDERNALES EC

At the end of a trail called Top of the World in Moab, Utah.



Upcoming Contests

- DUE SEP 10 Snakes Alive!**
- DUE OCT 10 From the Oil Fields**
- DUE NOV 10 Still Life**



Enter online at TexasCoopPower.com/contests.

TCP See Focus on Texas on our website for many more Off-Road Adventures photos from readers.



Ebb and Flow

People come and people go,
and when they do, nature reclaims

BY MARTHA DEERINGER
ILLUSTRATION BY
JONATHAN RICE

A SPRING BURBLES in a peaceful Central Texas valley. Hidden beneath the tall weeds and grasses around the spring are the foundation stones of old buildings.

They are all that is left of a small Texas town—a town that was once as alive as the mockingbirds that bicker in the live oak trees.

Two hundred years ago, someone dug a well near the spring where the unmistakable aroma of wild onions filled the air. A windmill built above the well pumped water into a trough for horses and cattle.

The well never went dry, and during the hottest, driest weather, settlers drove their wagons for miles to get its water. The families who came to live there built a small Baptist church out of logs.

Eagles made their nests in the oak trees

near the spring. And so the people who built their homes in the area called it Eagle Springs.

Before long, a post office and a general store were added. Since farmers near the spring grew lots of cotton, a cotton gin was built. Blacksmiths set up shop and fixed wheels, sharpened plows and put shoes on horses. A woodworking and harness shop opened, and a doctor set up his practice in town. Court was held, and a jail was needed when horse thieves arrived.

Eagle Springs had become a noisy, bustling town of more than 200 by 1884.

The well always had plenty of water, so ranchers drove great herds of cattle through the town on their way north along a branch of the Chisholm Trail. Parents worked together to build a school for the children, and one little boy named Pat Neff grew up to become the governor of Texas.

One day the railroad announced that they were building a track in the area, but it would not go through Eagle Springs. The railroad brought business to other towns, and Eagle Springs began to decline.

The stores and blacksmith shops moved closer to the railroad. The farmers took their cotton there, and the gin closed.

The children were sent to a bigger school. The cattle went north in railroad cars. Little by little, the old, abandoned buildings at Eagle Springs fell into ruin.

After nearly two centuries, little is left but the spring and the church, rebuilt in 1876 after the log church burned.

Bit by bit, nature has erased Eagle Springs, relegated to Texas' long list of more than 500 ghost towns.

The water still burbles cheerfully over stones, and wild onions grow all about. The evening breeze shivers the leaves of the live oak trees, making a sound like the soft whispering of voices from long ago. ■

GRAB YOUR PIECE OF AMERICA'S SILVER LEGACY



Actual size is
30.6 x 50.4 mm

FILL YOUR VAULT WITH MORGAN SILVER BARS

Not only are these hefty bars one full Troy ounce of real, .999 precious silver, they're also beautiful, featuring the crisp image of a Morgan Silver Dollar struck onto the surface. That collectible image adds interest and makes these Silver Bars even more desirable. Minted in the U.S.A. from shimmering American silver, these one-ounce 99.9% fine silver bars are a great alternative to one-ounce silver coins or rounds. Plus, they offer great savings compared to other bullion options like one-ounce sovereign silver coins. Take advantage of our special offer for new customers only and save \$10.00 off our regular prices.

Morgan Silver Dollars Are Among the Most Iconic Coins in U.S. History

What makes them iconic? The Morgan Silver Dollar is the legendary coin that built the Wild West. It exemplifies the American spirit like few other coins, and was created using silver mined from the famous Comstock Lode in Nevada. In fact, when travelers approached the mountains around the boomtown of Virginia City, Nevada in the 1850s, they were startled to see the hills shining in the sunlight like a mirror. A mirage

caused by weary eyes? No, rather the effect came from tiny flecks of silver glinting in the sun.

A Special Way For You to Stock Up On Precious Silver

While no one can predict the future value of silver in an uncertain economy, many Americans are rushing to get their hands on as much silver as possible, putting it away for themselves and their loved ones. You'll enjoy owning these Silver Bars. They're tangible. They feel good when you hold them, You'll relish the design and thinking about all it represents. These Morgan Design One-Ounce Bars make appreciated gifts for birthdays, anniversaries and graduations, creating a legacy sure to be cherished for a lifetime.

Order More and SAVE

You can save \$10.00 off our regular price when you buy now. There is a limit of 25 Bars per customer, which means with this special offer, you can save up to \$250.

Hurry—Secure Yours Now

Call right now to secure your .999 fine silver Morgan Design One-Ounce Silver Bars. You'll be glad you did.



One-Ounce Silver Morgan Design Bar
\$53.95 ea.

Special offer - \$43.95 ea. +s/h **BUY MORE SAVE MORE!**
SAVE \$10 - \$250

Limit of 25 bars per customer

**Free 1-oz Silver Bullet -
.45 Caliber Pistol Round Replica
with every order over \$299
(A \$69.95 value!)**



FREE SHIPPING over \$99!

Limited time only. Product total over \$99 before taxes (if any). Standard domestic shipping only. Not valid on previous purchases.

**SPECIAL CALL-IN ONLY OFFER
1-888-201-7144**

Offer Code MSB349-14
Please mention this code when you call.

GOVMINT

GOVMINT • 1300 Corporate Center Curve, Dept. MSB349-14, Eagan, MN 55121

GOVMINT® is a brand of Asset Marketing Services, LLC (AMS). AMS is a retail distributor of coin and currency issues and is not affiliated with the U.S. government. The collectible coin market is unregulated, highly speculative and involves risk. Prices, facts, figures and populations deemed accurate as of the date of publication but may change significantly over time. All purchases are expressly conditioned upon your acceptance of our Terms and Conditions (www.amsi-corp.com/terms-conditions); to decline, return your purchase pursuant to our 30 day Return Policy (www.amsi-corp.com/product-return-policy). ©2025 Asset Marketing Services, LLC.



RENEWAL
by **ANDERSEN**
FULL-SERVICE WINDOW & DOOR REPLACEMENT

Get a **FREE** consultation!
Call **855-733-0719**

WINDOW AND DOOR SAVINGS EVENT!

Save Big on Replacement Windows and Doors!

Buy Two, Get One
60% OFF
All Windows and Doors¹

MINIMUM PURCHASE OF 3

AND

NO Money Down
NO Monthly Payments
NO Interest for 12 months¹

MINIMUM PURCHASE OF 3 - INTEREST ACCRUES,
BUT IS WAIVED IF PAID IN FULL WITHIN 12 MONTHS



TESTED, TRUSTED, AND TOTALLY PROVEN.²



Offer Ends **10/31/2025**

Call for your **FREE** consultation.

855-733-0719

FINDYOURWINDOW.COM

More 5 Star
Reviews



Than Other Leading Full-Service
Window Replacement
Companies³

¹DETAILS OF OFFER: Offer expires 10/31/2025. Not valid with other offers or prior purchases. Buy two (2) windows or entry/patio doors, get one (1) window or entry/patio door 60% off, and 12 months no money down, no monthly payments, no interest when you purchase three (3) or more windows or entry/patio doors between 9/1/2025 and 10/31/2025. 60% off windows and entry/patio doors are less than or equal to lowest cost window or entry/patio door in the order. Subject to credit approval. 12-month Promo Period: while no payments are due, interest accrues but is waived if the loan is paid in full before the Promo Period expires. Any unpaid balance owed after the Promo Period, plus accrued interest, will be paid in installments based on the terms disclosed in the customer's loan agreement. Financing is provided by various financial institutions without regard to age, race, color, religion, national origin, gender, or familial status. Savings comparison based on purchase of a single unit at list price. Available at participating locations and offer applies throughout the service area. See your local Renewal by Andersen location for details. License numbers available at renewalbyandersen.com/license. Some Renewal by Andersen locations are independently owned and operated. ²Based on testing of 10 double-hung units per ASTM E2068 20 years after installation. ³It is the only warranty among top selling window companies that meets all of the following requirements: easy to understand terms, unrestricted transferability, installation coverage, labor coverage, geographically unrestricted, coverage for exterior color, insect screens and hardware, and no maintenance requirement. Visit renewalbyandersen.com/nationsbest for details. ⁴Review aggregator survey of 5-star reviews among leading national full-service window replacement companies. January 2024 Reputation.com. "Renewal by Andersen" and all other marks where denoted are trademarks Andersen Corporation. ©2025 Andersen Corporation. All rights reserved. RBA14201